



# QuietQube® SF-3000C Remote Ice Cube Machine

Air-cooled Ice Cube Machine with Patented CVD Technology®

QuietQube® SF-3000C Remote Ice Cube Machine  
Air-cooled Ice Cube Machine with Patented CVD Technology®

## Model

☐ SDF3000C    ☐ SYF3000C



SDF3000C Ice Machine - 115V



CVD Condensing Unit - 208-230/60/3

## Standard Features

- Quadzilla™ Evaporator System– places four high-output individual evaporators in a compact 48" (121.92 cm) wide ice maker for up to 2,910 lbs. (1,320 kgs.) daily ice production.
- Quiet operation. Remotely located compressor eliminates most noise from the refrigeration system. Promotes relaxing atmosphere.
- Patented CVD® technology improves reliability and extends life of the compressor.
- Stainless steel tubular frame construction - for added strength and durability.
- Stainless steel exterior for superior corrosion resistance and durability.
- Not to be used in stacking configurations.

## Warranty

- 5-year parts and 5-year labor coverage on ice machine evaporator.
- 5-year parts and 3-year labor coverage on ice machine compressor.
- 3-year parts-and-labor coverage on all other ice machine, dispenser, and storage bin components.

## Specifications

### Operating Limits:

- Ambient Temperature Range:  
35° to 110°F (1.6° to 43.4°C)
- Water Temperature Range:  
35° to 90°F (0.6° to 32.2°C)
- Water Pressure Ice Maker  
Water In:  
Min. 20 psi (137.9 kPa)  
Max. 80 psi (551.1 kPa)

### BTU Per Hour:

40,000 (average)  
46,000 (peak)

### Compressor:

Nominal rating: 4.5 HP

## Ice Machine Electric

115/60/1 standard.

Minimum circuit ampacity: 2.0

Maximum fuse size: 15 amps

HACR-type circuit breakers can be used in place of fuses.

## Ice Shape



**Half Dice**  
3/8" x 1 1/8" x 7/8"  
(.95 x 2.86 x 2.22 cm)



**Dice**  
7/8" x 7/8" x 7/8"  
(2.22 x 2.22 x 2.22 cm)



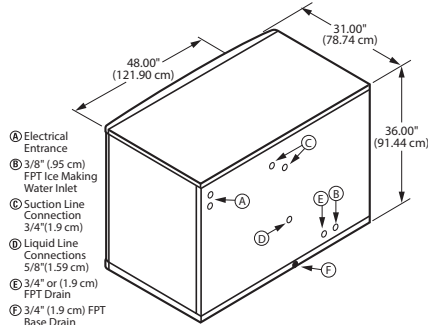
COMPANY WITH  
QUALITY SYSTEM



# QuietQube<sup>®</sup> SF-3000C Remote Ice Cube Machine

Air-cooled Ice Cube Machine with Patented CVD Technology<sup>®</sup>

## SF-3000C Ice Machine



Shipping Weight: 423 lbs. / 192 kgs.

Installation Note: Recommended installation clearance—Top/sides 8" (20.3 cm), back: 24" (61 cm), although 24" (61 cm) is recommended on all sides. Bin drain—located in exact center of bin.

## Accessories

K-00391 Ice Deflectors (Set of 2)

K-00395 Bin Thermostat

NOTE: S-3000 not for use on B-970 Bin.

## Space-Saving Designs



	SF-3000C F-1300	SF-3000C F-1325
Height	99.50" 252.73 cm	90.50" 229.87 cm
Width	48.00" 121.92 cm	60.00" 152.40 cm
Depth	31.00" 78.74 cm	31.00" 78.74 cm
Bin Storage	1,320 lbs. 599 kgs.	1,325 lbs. 601 kgs.

Height includes adjustable bin legs 6.00" to 8.00", (15.24 to 20.32 cm) set at 6.00" (15.24 cm).

\*Depth at bin base, 39" including bin door.

## Standard Interconnecting Tubing

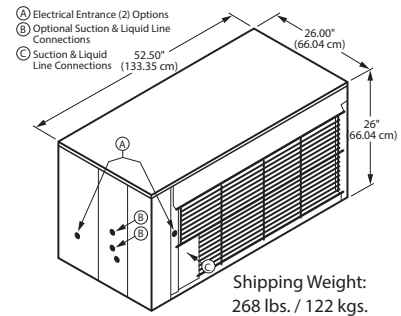
Model	Line Length		Weight	
	ft.	m.	lbs.	kgs.
RC-24	20	6.1	37	17
RC-34	30	9.2	47	21
RC-54	50	15.2	73	33

## Remote Air-cooled Ice Machine

Model	Ice Shape	Ice Production 24 Hours		Power kWh/100 lbs. @ 90°F Air/70°F	Water Usage/100 lbs. of Ice 45.4 kgs. of Ice
		70°F Air/50°F Water	90°F Air/70°F Water		
SDF3000C	dice	2,850 lbs.	2,333 lbs.	4.75	21.5 gal.
		1,293 kgs.	1,058 kgs.		81 L.
SYF3000C	half-dice	2,910 lbs.	2,400 lbs.	4.75	21.5 gal.
		1,320 kgs.	1,089 kgs.		81 L.

Order ice storage bin separately.

## CVDF3000 Remote Condensing Unit



Shipping Weight: 268 lbs. / 122 kgs.

## Condensing Unit Electric

208-230/60/3 standard.

HACR-type circuit breakers can be used in place of fuses.

Note: QuietQube ice machine is 115/60/1 and wired independent of CVD condensing unit.

Minimum circuit ampacity:

30 3ph

Maximum fuse size:

35 amps 3ph

HACR-type circuit breakers can be used in place of fuses.

Operating Limits:

- Ambient Temperature Range: -20° to 120°F (-29° to 49°C)

Installation Information and Dimensions:

Maximum Line Length

—100' (30.5 m).\*

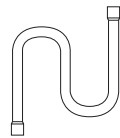
Maximum Vertical Rise\*

—35' (10.7 m) above ice machine.

Maximum Vertical Drop

—15' (4.5 m) below ice machine.

\*A rise over 20' (6 m) requires two S-Trap Kits K-00166 - ordered separately.



Welbilt reserves the right to make changes to the design or specifications without prior notice.

2110 South 26th Street  
Manitowoc, WI 54220

Tel: 1.920.682.0161  
Fax: 1.920.683.7589

www.manitowocice.com  
4434G 11/19

 **WELBILT<sup>®</sup>**