



# BEVERAGE-AIR

Project: \_\_\_\_\_  
 Item: \_\_\_\_\_  
 Location: \_\_\_\_\_  
 Approved: \_\_\_\_\_

AIA#

SIS#

**WTR46AHC SIDE MOUNT WORKTOP REFRIGERATOR**

## SIDE MOUNT WORKTOP

WTR46AHC Solid Door Refrigerator  
 Hydrocarbon Series

MODEL:  
 WTR46AHC



**5 Year Parts/Labor Warranty Available**

**7 Year Compressor Warranty**

### CABINET CONSTRUCTION

- Stainless steel front, sides, door and grille (galvanized back & bottom)
- Interior liner is made of corrosion resistant aluminum
- Stainless steel top for added durability
- 16 Gauge stainless steel top
- Full electronic control
- Interior thermometer is standard
- 4" Foamed-in-place backsplash
- Self-closing door with 120° stay-open feature
- Magnetic gasket attached to each door for positive seal
- 6" Casters, two (2) with brakes standard
- Two (2) epoxy-coated steel wire shelves
- Field-reversible door

### OPTIONS & ACCESSORIES

- 3 Year parts/labor standard, additional 2 year warranty available
- Stainless steel back
- Stainless steel interior
- Additional shelves
- Shelf clips
- Right or left hinged door
- Door lock
- Wire shelf divider
- 3" Casters
- 6" Legs (stainless steel, black or seismic/flange)
- Low profile casters
- Roller kit
- Flat-top with no backsplash (-FLT)
- Remote option\* (see note on back on page)

### REFRIGERATION SYSTEM

- Uses environmentally friendly, energy efficient R290 refrigerant, and meets all regulatory requirements for CARB, SNAP, DOE & more
- Adaptive defrost
- Epoxy coated evaporator coil
- Refrigerators capable of maintaining product temperature between 36°F and 38°F



Please verify qualifying units by visiting:  
[www.energystar.gov/cfs](http://www.energystar.gov/cfs)

3779 Champion Blvd., Winston-Salem, NC 27105  
 1-888-845-9800 Fax: 1-336-245-6453  
 Beverage-Air.com Sales@bevair.com



# BEVERAGE-AIR

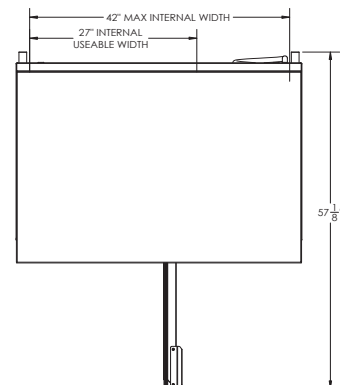
MODEL	WTR46AHC
<b>EXTERNAL DIMENSIONAL DATA</b>	
Width Overall	46"
Depth Overall with Handle & Bumper	35 <sup>3</sup> / <sub>4</sub> "
Height Overall with 6" Casters	39 <sup>1</sup> / <sub>2</sub> "
Number of Doors	1
Depth with Door Open 90°	57 <sup>1</sup> / <sub>8</sub> "
Door Opening	21 <sup>1</sup> / <sub>2</sub> " x 23 <sup>3</sup> / <sub>8</sub> "
<b>INTERNAL DIMENSIONAL DATA</b>	
NET Capacity (cubic ft.)	10.8
Internal Width Overall (in)	42"
Internal Depth Overall (in)	26"
Internal Height Overall (in)	24 <sup>3</sup> / <sub>4</sub> "
Number of Shelves	2
<b>ELECTRICAL DATA</b>	
Full Load Amperes	2.0
<b>REFRIGERATION DATA</b>	
Horsepower	1/6
Capacity (BTU/Hr)	1350
Heat Rejection (BTU/Hr)	2025
Charge (lbs/grams/ounces)	0.243 / 110 / 3.9
<b>SHIPPING DATA</b>	
Gross Weight - Crated	325 lbs
Height - Crated	44"
Width - Crated	49"
Depth - Crated	35"

\*NOTE: Remote units are field wired and come with 6" legs.  
Refrigerant must be specified at time of order.

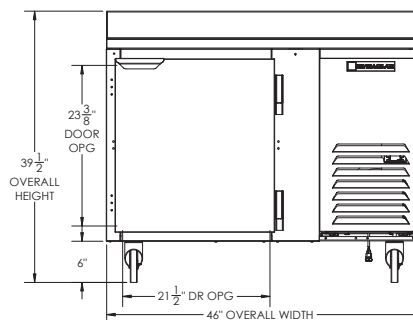
## Worktop Refrigerator - Side Mount Model: WTR46AHC

### Model Views

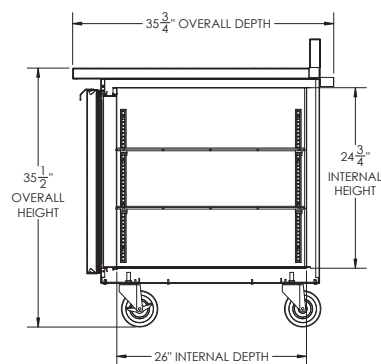
Required Clearance: 3" Bottom & 2" Rear



### PLAN VIEW



### ELEVATION VIEW



### SIDE VIEW



### ELECTRICAL CONNECTION



115/60/1  
NEMA 5-15P

Unit pre-wired at factory  
and include 8' long cord  
and plug set.

3779 Champion Blvd., Winston-Salem, NC 27105 1-888-845-9800 Fax: 1-336-245-6453 Beverage-Air.com Sales@bevair.com

an Ali Group Company



The Spirit of Excellence